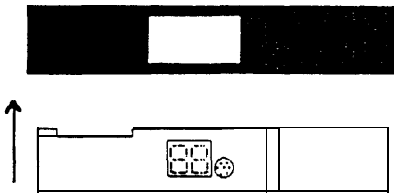


# Star 6 Test Chip Installation

**Warning: Always unplug the AC power before working on box.**

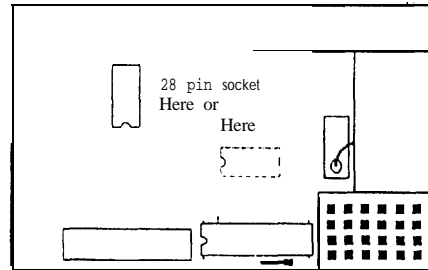
NOTE This test chip is designed to activate most Jerrold boxes that have model numbers starting with DP5, or DPV5.

1.



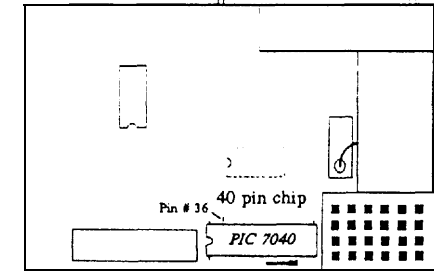
Unplug the AC power. Next, using a line head #3 tool, remove the 4 security screws & lift the cover off of the box. If you do not have a line head #3 tool, then use a pair of wire cutters across opposite notches on the screw & slowly turn.

2.



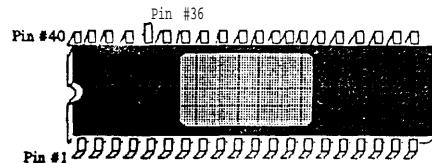
Locate the only 28 pin socket in the box (14 pins on each side). If there is a chip installed, remove it Note the location of pin #1 and insert the test chip into the socket.

3.



Find the 40 pin chip, (20 pins on each side), near the front of the box. It is normally marked PIC-7040. (not always).

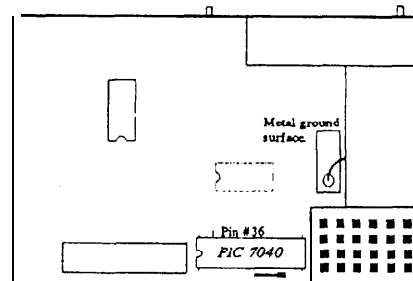
4.



Locate pin #36, on the 40 pin chip, and cut it close to the circuit board. Lift the cut pin up slightly so that it does not touch the part of the pin that is still on the circuit board.

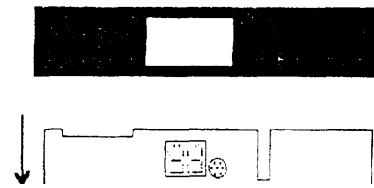
Solder a wire to the part of the cut pin that is still attached to the 40 pin chip.

5.



Solder the other end of the wire (from pin #36) to a tin box or other metal (ground) surface on the main circuit board.

6.



Re-install the cover to the box and install all screws. Connect -The antenna or cable to the cable input on the back of the box. Connect output of box to the TV. Plug in the AC power. The cable box should now be able to tune in all channels. If not, check your connections and try again.

NOTE: Some boxes reset the channel output. Try putting the TV on channel 2, 3, or 4. Also note that the channels may not appear in there usual places, this is normal.

**WARNING:** This TEST de vice is intended to be used for repair or testing purposes only It is not in tended to be installed into any equipment that belongs to a cable TV company, unless it is installed by the cable TV co. It is not legal to tamper with equipment that belongs to a cable TV co. All equipment must belong to the purchaser of the test device. Ownership of this or any such device does NOT en title you to free cable services.